

Canvass Report — Total Voters — Official
City of Gilmer — General and Special Election — May 06, 2017

Total Number of Voters : 70 of 3,069 = 2.28%

Precincts Reporting 4 of 4 = 100.00%

Mayor, At-Large

Precinct	Absentee Ballots Cast	Early Ballots Cast	Election Ballots Cast	Total Ballots Cast	Registered Voters	Percent Turnout	Tim Marshall	Totals
Gilmer City-111	0	8	10	18	661	2.72%	14	14
Gilmer City-211	0	6	15	21	909	2.31%	20	20
Gilmer City-311	0	10	13	23	782	2.94%	21	21
Gilmer City-411	4	1	3	8	717	1.12%	6	8
Totals	4	25	41	70	3069		63	63



I, Lory Harle, Elections Administrator, do hereby certify that the returns as shown on the official canvass report are true and correct.

Lory Harle

Lory Harle

5/8/2017

Date


**Canvass Report — Total Voters — Official
City of Gilmer — General and Special Election — May 06, 2017**

Total Number of Voters : 70 of 3,069 = 2.28%

Precincts Reporting 4 of 4 = 100.00%

Councilmember, District Two

Precinct	Absentee Ballots Cast	Early Ballots Cast	Election Ballots Cast	Total Ballots Cast	Registered Voters	Percent Turnout	Marty Jordan	Totals
Gilmer City-211	0	6	15	21	909	2.31%	18	18
Totals	0	6	15	21	909		18	18



I, Lory Harle, Elections Administrator, do hereby certify that the returns as shown on the official canvass report are true and correct.

Lory Harle

Lory Harle

5/8/2017

Date

Canvass Report — Total Voters — Official
City of Gilmer — General and Special Election — May 06, 2017

Total Number of Voters : 70 of 3,069 = 2.28%

Precincts Reporting 4 of 4 = 100.00%

Councilmember, District Three

Precinct	Absentee Ballots Cast	Early Ballots Cast	Election Ballots Cast	Total Ballots Cast	Registered Voters	Percent Turnout	Brian D. Williams	Totals
Gilmer City-311	0	10	13	23	782	2.94%	19	19
Totals	0	10	13	23	782		19	19

I, Lory Harle, Elections Administrator, do hereby certify that the returns as shown on the official canvass report are true and correct.



Lory Harle

Lory Harle

5/8/2017

Date

**Canvass Report — Total Voters — Official
City of Gilmer — General and Special Election — May 06, 2017**

Total Number of Voters : 70 of 3,069 = 2.28%

Precincts Reporting 4 of 4 = 100.00%

Councilmember, At Large

Precinct	Absentee Ballots Cast	Early Ballots Cast	Election Ballots Cast	Total Ballots Cast	Registered Voters	Percent Turnout	Jarom Todd Teffeller	Totals
Gilmer City-111	0	8	10	18	661	2.72%	17	17
Gilmer City-211	0	6	15	21	909	2.31%	19	19
Gilmer City-311	0	10	13	23	782	2.94%	20	20
Gilmer City-411	4	1	3	8	717	1.12%	6	6
Totals	4	25	41	70	3069		62	62

I, Lory Harle, Elections Administrator, do hereby certify that the returns as shown on the official canvass report are true and correct.



Lory Harle

Lory Harle

5/8/2017

Date

Canvass Report — Total Voters — Official
City of Gilmer — General and Special Election — May 06, 2017

Total Number of Voters : 70 of 3,069 = 2.28%

Precincts Reporting 4 of 4 = 100.00%

PROPOSITION 1 Article 3-Section 3.02 Prohibiting Holding or Running for Other Office

Precinct	Absentee Ballots Cast	Early Ballots Cast	Election Ballots Cast	Total Ballots Cast	Registered Voters	Percent Turnout	FOR	AGAINST	Totals
Gilmer City-111	0	8	10	18	661	2.72%	12	3	15
Gilmer City-211	0	6	15	21	909	2.31%	18	3	21
Gilmer City-311	0	10	13	23	782	2.94%	16	6	22
Gilmer City-411	4	1	3	8	717	1.12%	6	2	8
Totals	4	25	41	70	3069		52	14	66

I, Lory Harle, Elections Administrator, do hereby certify that the returns as shown on the official canvass report are true and correct.



Lory Harle

 Lory Harle

5/8/2017

 Date

Canvass Report — Total Voters — Official
City of Gilmer — General and Special Election — May 06, 2017


Total Number of Voters : 70 of 3,069 = 2.28%

Precincts Reporting 4 of 4 = 100.00%

PROPOSITION 2 Article 3-Section 3.03 (e) & (f) Qualifications

Precinct	Absentee Ballots Cast	Early Ballots Cast	Election Ballots Cast	Total Ballots Cast	Registered Voters	Percent Turnout	FOR	AGAINST	Totals
Gilmer City-111	0	8	10	18	661	2.72%	13	2	15
Gilmer City-211	0	6	15	21	909	2.31%	20	1	21
Gilmer City-311	0	10	13	23	782	2.94%	19	4	23
Gilmer City-411	4	1	3	8	717	1.12%	7	1	8
Totals	4	25	41	70	3069		59	8	67

I, Lory Harle, Elections Administrator, do hereby certify that the returns as shown on the official canvass report are true and correct.



Lory Harle

Lory Harle

5/8/2017

Date

Canvass Report — Total Voters — Official
City of Gilmer — General and Special Election — May 06, 2017

Total Number of Voters : 70 of 3,069 = 2.28%

Precincts Reporting 4 of 4 = 100.00%

PROPOSITION 3 Article 3-Section 3.09 Powers of the Council

Precinct	Absentee Ballots Cast	Early Ballots Cast	Election Ballots Cast	Total Ballots Cast	Registered Voters	Percent Turnout	FOR	AGAINST	Totals
Gilmer City-111	0	8	10	18	661	2.72%	12	3	15
Gilmer City-211	0	6	15	21	909	2.31%	19	1	20
Gilmer City-311	0	10	13	23	782	2.94%	19	4	23
Gilmer City-411	4	1	3	8	717	1.12%	6	2	8
Totals	4	25	41	70	3069		56	10	66

I, Lory Harle, Elections Administrator, do hereby certify that the returns as shown on the official canvass report are true and correct.



Lory Harle

 Lory Harle

5/8/2017

 Date

Canvass Report — Total Voters — Official
City of Gilmer — General and Special Election — May 06, 2017

Total Number of Voters : 70 of 3,069 = 2.28%

Precincts Reporting 4 of 4 = 100.00%

PROPOSITION 4 Article 3-Section 3.17 Publication of Ordinances

Precinct	Absentee Ballots Cast	Early Ballots Cast	Election Ballots Cast	Total Ballots Cast	Registered Voters	Percent Turnout	FOR	AGAINST	Totals
Gilmer City-111	0	8	10	18	661	2.72%	12	3	15
Gilmer City-211	0	6	15	21	909	2.31%	19	2	21
Gilmer City-311	0	10	13	23	782	2.94%	18	5	23
Gilmer City-411	4	1	3	8	717	1.12%	7	1	8
Totals	4	25	41	70	3069		56	11	67

I, Lory Harle, Elections Administrator, do hereby certify that the returns as shown on the official canvass report are true and correct.



Lory Harle

Lory Harle

5/8/2017

Date

**Canvass Report — Total Voters — Official
City of Gilmer — General and Special Election — May 06, 2017**

Total Number of Voters : 70 of 3,069 = 2.28%

Precincts Reporting 4 of 4 = 100.00%

PROPOSITION 5 Article 4-Section 4.01.2 City Manager- Term and Removal

Precinct	Absentee Ballots Cast	Early Ballots Cast	Election Ballots Cast	Total Ballots Cast	Registered Voters	Percent Turnout	FOR	AGAINST	Totals
Gilmer City-111	0	8	10	18	661	2.72%	12	3	15
Gilmer City-211	0	6	15	21	909	2.31%	20	0	20
Gilmer City-311	0	10	13	23	782	2.94%	17	6	23
Gilmer City-411	4	1	3	8	717	1.12%	6	2	8
Totals	4	25	41	70	3069		55	11	66

I, Lory Harle, Elections Administrator, do hereby certify that the returns as shown on the official canvass report are true and correct.



Lory Harle

Lory Harle

5/8/2017

Date

Canvass Report — Total Voters — Official
City of Gilmer — General and Special Election — May 06, 2017


Total Number of Voters : 70 of 3,069 = 2.28%

Precincts Reporting 4 of 4 = 100.00%

PROPOSITION 6 Article 4-Section 4.03.1 Director of Finance- Appointment and Qualifications

Precinct	Absentee Ballots Cast	Early Ballots Cast	Election Ballots Cast	Total Ballots Cast	Registered Voters	Percent Turnout	FOR	AGAINST	Totals
Gilmer City-111	0	8	10	18	661	2.72%	12	3	15
Gilmer City-211	0	6	15	21	909	2.31%	18	2	20
Gilmer City-311	0	10	13	23	782	2.94%	18	5	23
Gilmer City-411	4	1	3	8	717	1.12%	6	2	8
Totals	4	25	41	70	3069		54	12	66

I, Lory Harle, Elections Administrator, do hereby certify that the returns as shown on the official canvass report are true and correct.



Lory Harle
Lory Harle

5/8/2017
Date

**Canvass Report — Total Voters — Official
City of Gilmer — General and Special Election — May 06, 2017**

Page 11 of 14

05/08/2017 10:46 AM

Total Number of Voters : 70 of 3,069 = 2.28%

Precincts Reporting 4 of 4 = 100.00%

PROPOSITION 7 Article 4-Section 4.04.1 Chief of Police

Precinct	Absentee Ballots Cast	Early Ballots Cast	Election Ballots Cast	Total Ballots Cast	Registered Voters	Percent Turnout	FOR	AGAINST	Totals
Gilmer City-111	0	8	10	18	661	2.72%	12	3	15
Gilmer City-211	0	6	15	21	909	2.31%	19	2	21
Gilmer City-311	0	10	13	23	782	2.94%	19	4	23
Gilmer City-411	4	1	3	8	717	1.12%	7	1	8
Totals	4	25	41	70	3069		57	10	67

I, Lory Harle, Elections Administrator, do hereby certify that the returns as shown on the official canvass report are true and correct.



Lory Harle

Lory Harle

5/8/2017

Date

Canvass Report — Total Voters — Official
City of Gilmer — General and Special Election — May 06, 2017

Total Number of Voters : 70 of 3,069 = 2.28%

Precincts Reporting 4 of 4 = 100.00%

PROPOSITION 8 Article 4-Section 4.05.3 Assistant Fire Marshal

Precinct	Absentee Ballots Cast	Early Ballots Cast	Election Ballots Cast	Total Ballots Cast	Registered Voters	Percent Turnout	FOR	AGAINST	Totals
Gilmer City-111	0	8	10	18	661	2.72%	12	3	15
Gilmer City-211	0	6	15	21	909	2.31%	19	2	21
Gilmer City-311	0	10	13	23	782	2.94%	19	4	23
Gilmer City-411	4	1	3	8	717	1.12%	7	1	8
Totals	4	25	41	70	3069		57	10	67

I, Lory Harle, Elections Administrator, do hereby certify that the returns as shown on the official canvass report are true and correct.



Lory Harle
Lory Harle

5/8/2017
Date

**Canvass Report — Total Voters — Official
City of Gilmer — General and Special Election — May 06, 2017**

Total Number of Voters : 70 of 3,069 = 2.28%

Precincts Reporting 4 of 4 = 100.00%

PROPOSITION 9 Article 6-Section 6.12 Reserve

Precinct	Absentee Ballots Cast	Early Ballots Cast	Election Ballots Cast	Total Ballots Cast	Registered Voters	Percent Turnout	FOR	AGAINST	Totals
Gilmer City-111	0	8	10	18	661	2.72%	11	4	15
Gilmer City-211	0	6	15	21	909	2.31%	17	3	20
Gilmer City-311	0	10	13	23	782	2.94%	17	5	22
Gilmer City-411	4	1	3	8	717	1.12%	6	2	8
Totals	4	25	41	70	3069		51	14	65

I, Lory Harle, Elections Administrator, do hereby certify that the returns as shown on the official canvass report are true and correct.



Lory Harle

Lory Harle

5/8/2017
Date

Canvass Report — Total Voters — Official
City of Gilmer — General and Special Election — May 06, 2017


Total Number of Voters : 70 of 3,069 = 2.28%

Precincts Reporting 4 of 4 = 100.00%

PROPOSITION 10 Article 13-Section 13.21 Charter Review Commission; Amendments

Precinct	Absentee Ballots Cast	Early Ballots Cast	Election Ballots Cast	Total Ballots Cast	Registered Voters	Percent Turnout	FOR	AGAINST	Totals
Gilmer City-111	0	8	10	18	661	2.72%	12	4	16
Gilmer City-211	0	6	15	21	909	2.31%	20	1	21
Gilmer City-311	0	10	13	23	782	2.94%	13	8	21
Gilmer City-411	4	1	3	8	717	1.12%	7	1	8
Totals	4	25	41	70	3069		52	14	66

I, Lory Harle, Elections Administrator, do hereby certify that the returns as shown on the official canvass report are true and correct.



Lory Harle

 Lory Harle

5/8/2017

 Date